

# Specification 规格书

**Customer name :** \_\_\_\_\_

客户名称

**Customer P/N :** \_\_\_\_\_

客户品号

**Refond P/N :** RC35E6-U※E-AR

公司型号

**Sending Date:** \_\_\_\_\_

供货日期

|   |                    |  |                        |   |  |
|---|--------------------|--|------------------------|---|--|
| <input type="checkbox"/> Technical Reference 技术参考 |                    | <input type="checkbox"/> Sample 样品           |                        | <input checked="" type="checkbox"/> Mass Product 量产供货 |  |
| <b>Client approval</b>                            |                    |  | <b>Refond approval</b> |   |  |
| 客户审核  |                    |  | 瑞丰审核                   |   |  |
| <b>Approval</b><br>核准                             | <b>Audit</b><br>确认 | <b>Approval</b><br>核准                        | <b>Audit</b><br>确认     | <b>Confirmation</b><br>制作                             |  |
|   |                    |  |                        |   |  |
| <input type="checkbox"/> Qualified<br>接受          |                    | <input type="checkbox"/> Disqualified<br>不接受 |                        | <b>Date :</b><br>日期:                                  |  |

Address: 1-8th Floor, Building #1,10th Industrial Zone, Tian Liao Community, Gong Ming Area, Guang Ming New District, Shenzhen, China.

地址：深圳市光明新区光明办事处田寮社区第十工业区 1 栋一至八楼

Tel/电话：0755-66839118

Fax/传真：0755-66839300

Web/网址：[www.refond.com](http://www.refond.com)


注：1. This specification is written both in English and in Chinese and the latter is formal.此规格书以中英文方式书写，若有冲突以中文版本为准。

2. Before the mass production,both the customers and Refond need to sign an official specification for supplied products and copy the file. The specification is valid only after be signed. Since the specifition is for technical reference when testing samples,Refond has the right to further modify the specification without noticing the customer.在量产供货前，瑞丰需与客户签署一份正式的产品规格书并各自备份。规格书签核后方有效，对于作为技术参考以及送样时提供的规格书，瑞丰保留进一步修改而不需通知客户的权力。

3. Please consult Refond' s sales staff in advance to get relevant information of the applications which has special requirement in quality and reliability . 如产品需要用在有特殊质量要求及可靠性要求的地方，请提前咨询瑞丰的销售人员以取得相关信息。

4.Without Refond permission,customer should not disassemble and analyze the LEDs, If the customer find invalid product,please notice Refond in written form.在取得瑞丰的同意前，客户不应该对产品进行拆解分析，如发现失效产品，请直接书面通知瑞丰。

# REFOND UV LED RC35E6-U※E-AR



## Features 特征

- Size(mm):3.45\*3.45\*2.95.尺寸：3.45\*3.45\*2.95(mm)
- Ceramic and silicone molding package.陶瓷和硅胶molding封装
- Viewing angle:60° .发光角度：60°
- High reliability.高可靠性
- Suitable for all SMT assembly and solder process.适用于所有的SMT组装和焊接工艺
- Pb-free reflow soldering application.无铅回流焊
- Package:500pcs/reel.500pcs/卷包装
- RoHS compliant. 满足RoHS要求
- Moisture Sensitive Level: Level 3. 防潮等级：Level 3

## Product description 产品描述

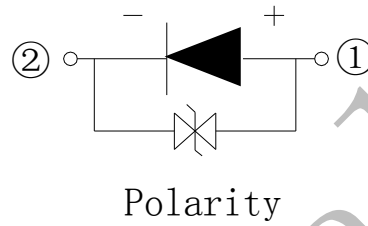
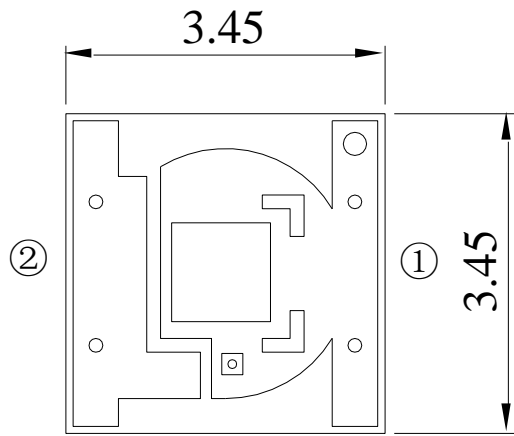
- This production use the ceramics and Silicone molding package,it has a high reliability ,good heat dissipation,are widely used in the disinfection,curing,printing and other field,for example,ultraviolet disinfection,uv curing,uv ink curing,printing.

本产品采用陶瓷和硅胶molding封装，具有可靠性高，散热好，广泛应用于消毒，固化，印刷等领域，例如：紫外消毒，紫外固化，油墨固化，印刷。

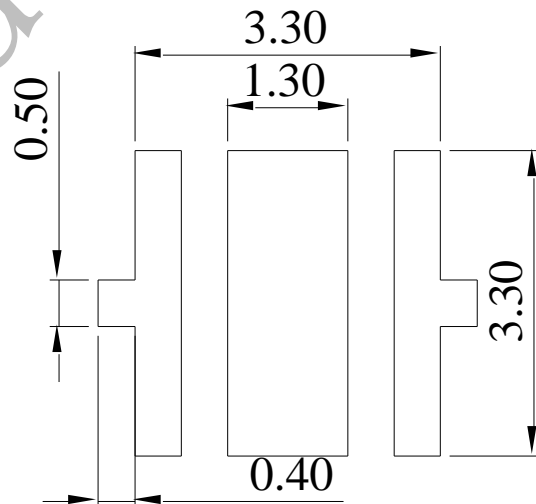
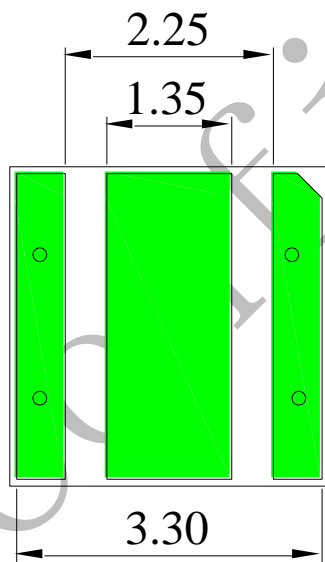
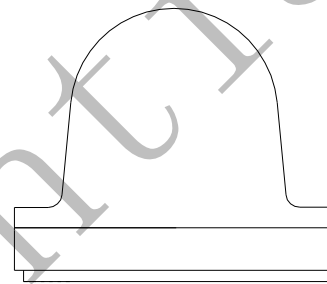
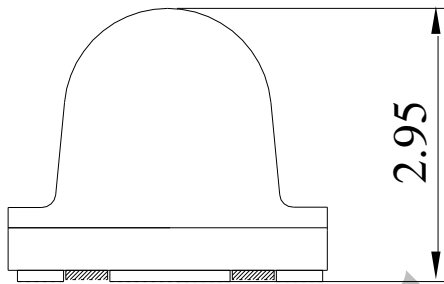
## Applications 应用

- Ultraviolet disinfection.紫外消毒
- UV Curing.紫外固化
- UV Ink Curing.油墨固化
- Printing.印刷
- Moth-Killing lamp.用于诱虫灯
- Medical treatment and health.医疗健康
- General use.一般应用

Package Dimension 封装尺寸



Polarity



Soldering Patterns

NOTES:

1. All dimensions units are millimeters. (所有尺寸标注单位为毫米)
2. All dimensions tolerances are  $\pm 0.02$ mm unless otherwise noted. (除特别标注外，所有尺寸公差为 $\pm 0.02$  毫米)

**Electrical / Optical Characteristics at Ts=25°C 电性与光学特性**

| Item<br>项目                      | Symbol<br>符号 | test condition<br>测试条件 | Value参数      |      |      | unit<br>单位 |
|---------------------------------|--------------|------------------------|--------------|------|------|------------|
|                                 |              |                        | Min.         | Typ  | Max. |            |
| Forward Voltage<br>(正向电压)       | VF           | IF=500mA/700mA         | 3.2          | ---  | 3.8  | V          |
| Reverse Current<br>(反向电流)       | IR           | VR=5V                  | ---          | ---  | 5    | uA         |
| RC35E6-UBE-AR<br>(365-370nm)    | Φe           | IF=500mA               | 675          | 800  | ---  | mW         |
| RC35E6-UE(F)E-AR<br>(380-390nm) |              | IF=700mA               | 1110         | 1310 | ---  | mW         |
| RC35E6-UG(H)E-AR<br>(390-400nm) |              | IF=700mA               | 1110         | 1310 | ---  | mW         |
| RC35E6-UH(I)E-AR<br>(400-410nm) |              | IF=700mA               | 1110         | 1310 | ---  | mW         |
| RC35E6-UJ(K)E-AR<br>(410-420nm) |              | IF=700mA               | 1110         | 1310 | ---  | mW         |
| Viewing Angle<br>(发光角度)         |              | 2Θ1/2                  | IF=500/700mA | ---  | 60   | ---        |
| Thermal resistance<br>(热阻)      | Rth(j-s)     | IF=500/700mA           | ---          | 6    | ---  | °C/W       |

**Absolute Maximum Ratings at Ts=25°C 绝对最大值**

| Parameter<br>(参数)                     | Symbol<br>(符号) | Rating<br>(值)                    | Units<br>(单位) |
|---------------------------------------|----------------|----------------------------------|---------------|
| Power Dissipation<br>(功耗)             | Pd             | 3                                | W             |
| Forward Current<br>(正向电流)             | IF             | 500(365-370nm)<br>700(380-420nm) | mA            |
| Peak Forward Current<br>(峰值电流)        | IFP            | 700                              | mA            |
| Reverse Voltage<br>(反向电压)             | VR             | 5                                | V             |
| Electrostatic Discharge<br>(HBM) (静电) | ESD            | 2000                             | V             |
| Operating Temperature<br>(操作温度)       | Topr           | -40 ~ +85                        | °C            |
| Storage Temperature<br>(储存温度)         | Tstg           | -40 ~ +100                       | °C            |
| Junction temperature<br>(结温)          | Tj             | 115                              | °C            |

**Notes: 备注**

- The above forward voltage measurement allowance tolerance is ±0.05V. 以上所示电压测量误差± 0.05V.
- The above peak wavelenth measurement allowance tolerance is ±2nm. 以上所示峰值波长测量误差±2nm.
- The above total radiant flux measurement allowance tolerance ±10%. 上述辐射功率的测试公差为±10%.
- Care is to be taken that power dissipation does not exceed the absolute maximum rating of the product. 使用功率不能超过规定的最大值。
- All measurements were made under the standardized environment of Refond. 所有测试都是基于瑞丰现有的标准测试平台。
- When the LEDs are in operation the maximum current should be decided after measuring the package temperature , junction temperature should not exceed the maximum rate. LED 使用的最大电流需要根据散热条件确定，结温不能超过最大值。

Typical optical characteristics curves 典型光学特性曲线

Fig.1- Forward Voltage Vs. Forward Current

伏安特性曲线

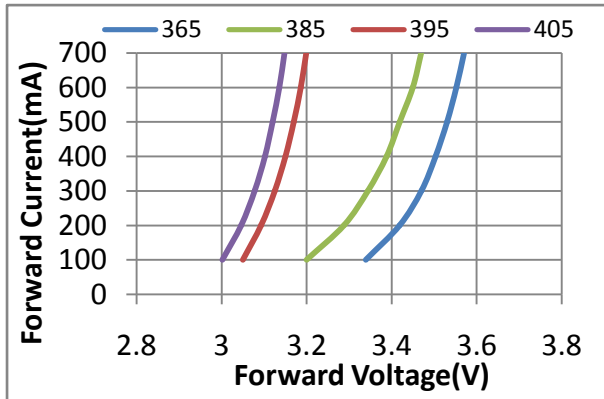


Fig.2- Forward Current Vs. Relative Power

正向电流与相对光功率特性曲线

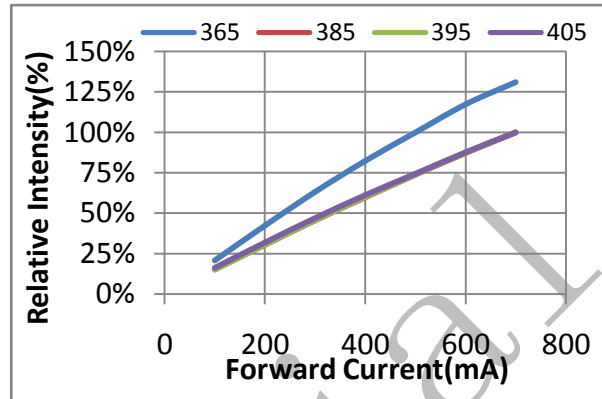


Fig.3-Solder Temperature VS. Relative Power

焊盘温度与相对光功率曲线

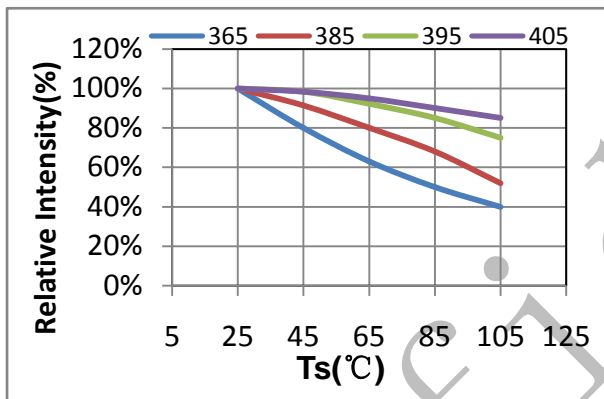


Fig.4-Ts Temperature VS. Forward Current

焊盘温度与正向电流特性曲线

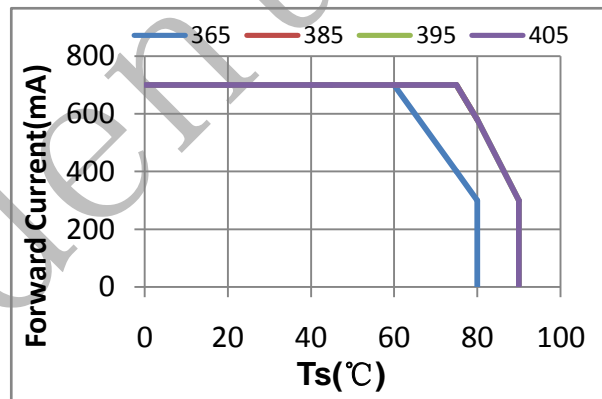


Fig.5-Spectrum Distribution

光谱分布特性曲线

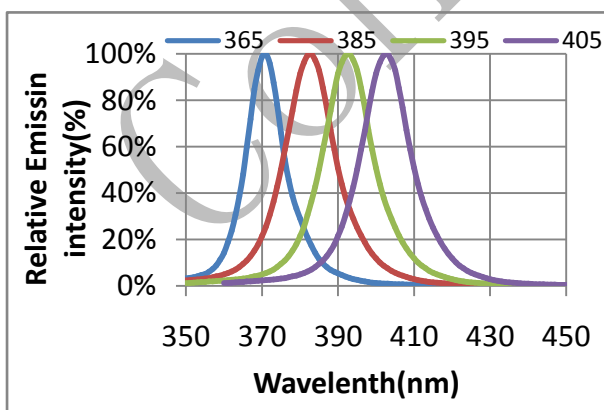
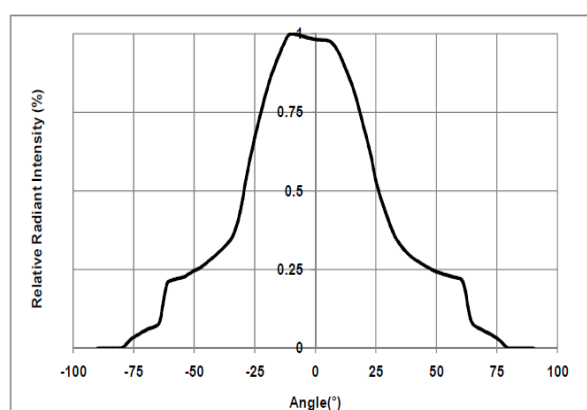


Fig.6- Radiation Diagram

辐射特性曲线

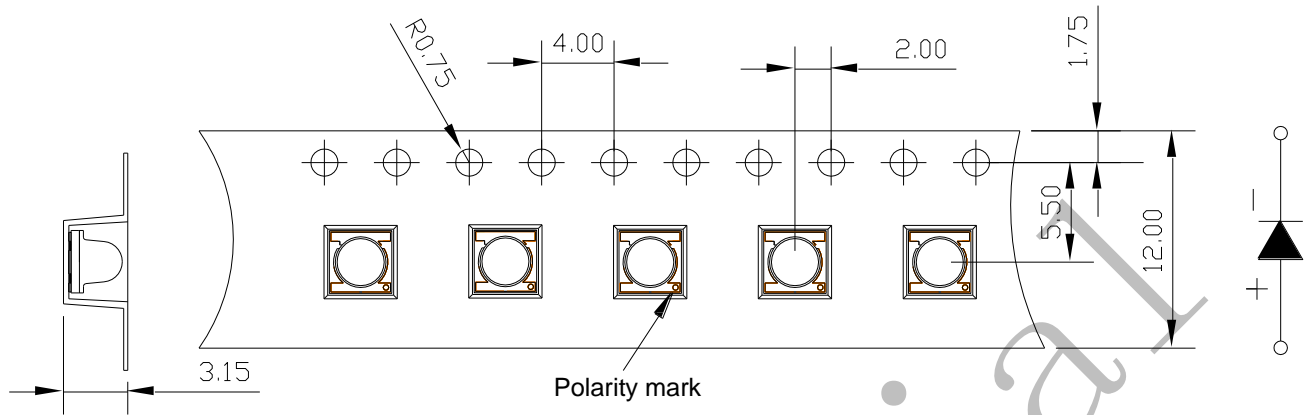


Note: 备注

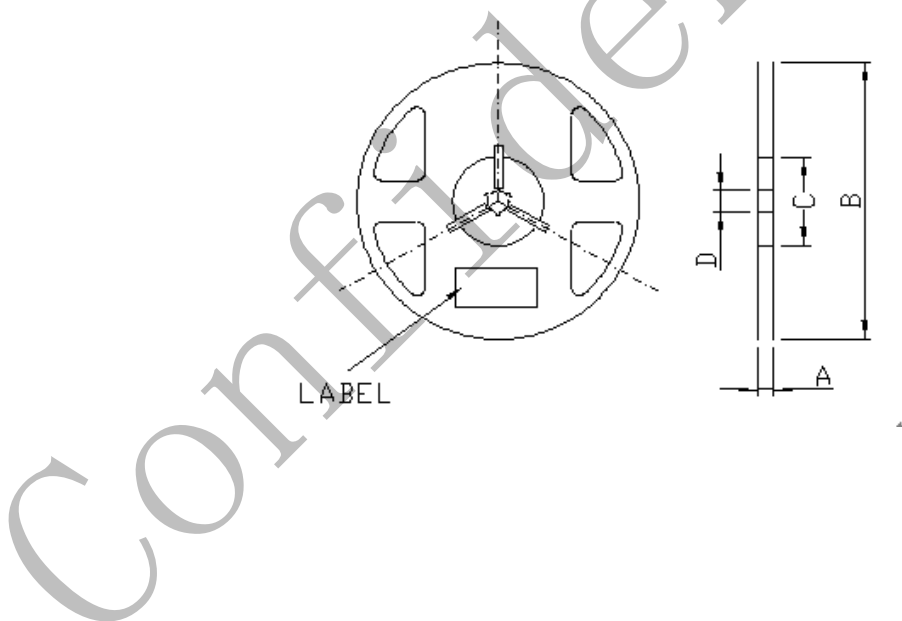
All the parameters and standards in the specification are based on Refond standard test platform. 规格书中所有参数和标准都是基于瑞丰的标准测试平台。

**Packaging Specifications 包装规格**

■ **Tape Dimensions 载体尺寸**





■ **Reel Dimensions 卷盘尺寸**



Note:注意

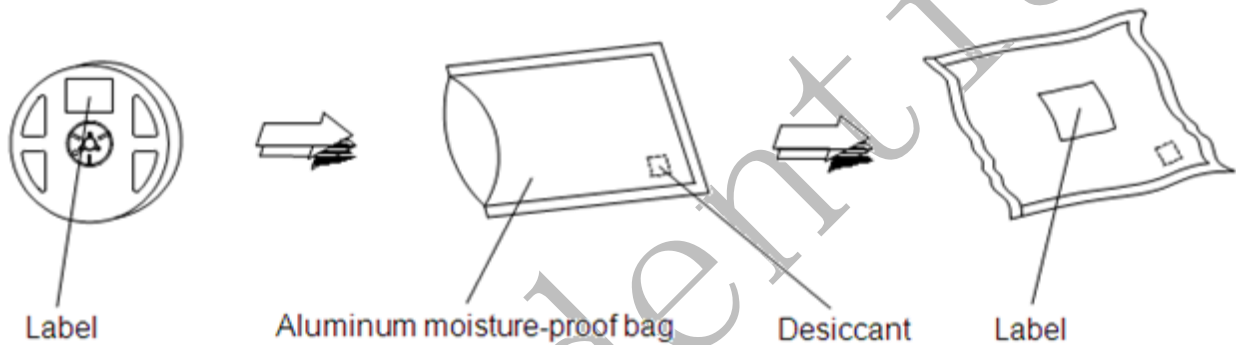
The tolerances unless mentioned  $\pm 0.1$ mm. Unit : mm 注：标注公差为 $\pm 0.1$ 毫米，尺寸单位：毫米。

■ Label Form Specification 标签规格

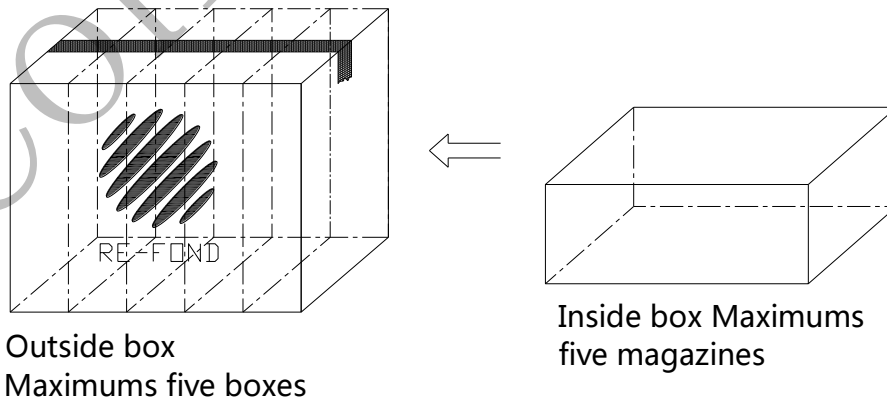
|   |   |
|---|---|
| PART NO.  |  |
| SPEC NO.  |   |
| LOT NO.   |   |
| BIN CODE  |   |
| $\Phi_e$ :  | Wip:  |
| VF:   | QTY:  |
|  | DATE:   |

|          |                    |
|----------|--------------------|
| PART NO. | Part Number        |
| SPEC NO. | Spec Number        |
| LOT NO.  | Lot Number         |
| BIN CODE | Bin Code           |
| $\Phi_e$ | Total radiant flux |
| Wip      | Peak Wavelength    |
| VF       | Forward Voltage    |
| QTY      | Packing Quantity   |
| DATE     | Made Date          |

■ Moisture Resistant Packing Process 防潮包装过程



■ Cardboard Box 纸箱



**Reliability Test Items And Conditions 信赖性测试项目及条件**

| Test Items<br>项目                 | Ref.Standard<br>参考标准 | Test Condition<br>测试条件                    | Time<br>时间 | Quantity<br>数量 | Ac/Re<br>接收/拒收 |
|----------------------------------|----------------------|---|------------|----------------|----------------|
| Reflow<br>回流焊                    | JESD22-B106          | Temp:260°Cmax<br>T=10 sec                 | 3times.    | 10Pcs.         | 0/1            |
| Temperature Cycle<br>温度循环        | JESD22-A104          | 100°C 30 min.<br>↑↓5 min<br>-40°C 30 min. | 300 Cycles | 10Pcs.         | 0/1            |
| Thermal Shock<br>冷热冲击            | JESD22-A106          | -40°C 15min<br>↑↓10s<br>100°C 15min       | 300 Cycles | 10Pcs.         | 0/1            |
| High Temperature Storage<br>高温储存 | JESD22-A103          | Temp:100°C                                | 1000Hrs.   | 10Pcs.         | 0/1            |
| Low Temperature Storage<br>低温储存  | JESD22-A119          | Temp:-40°C                                | 1000Hrs.   | 10Pcs.         | 0/1            |
| Life Test<br>常温老化                | JESD22-A108          | Ta=25°C<br>IF=500/700mA                   | 1000Hrs.   | 10Pcs.         | 0/1            |

**Criteria For Judging Damage 失效判定标准**

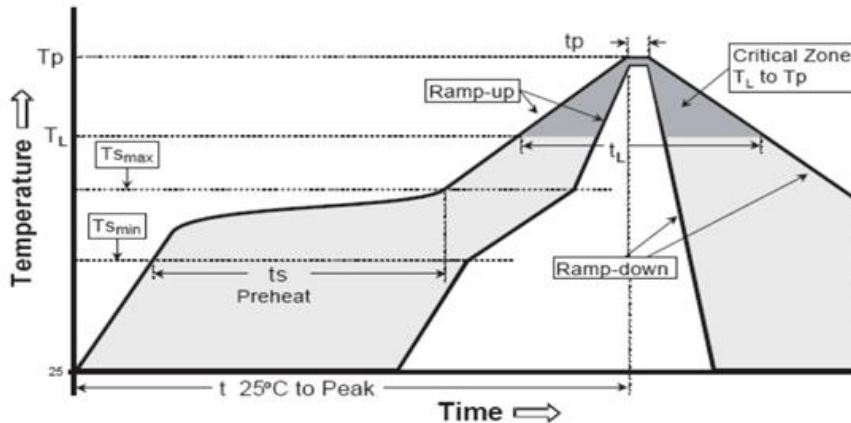
| Test Items<br>项目          | Symbol<br>符号 | Test Condition<br>测试条件 | Criteria For Judgement<br>判定标准 |             |
|---------------------------|--------------|------------------------|--------------------------------|-------------|
|                           |              |                        | Min. 最小                        | Max. 最大     |
| Forward Voltage<br>正向电压   | VF           | IF=500/700mA           | -                              | U.S.L*)x1.1 |
| Reverse Current<br>反向电流   | IR           | VR = 5V                | -                              | U.S.L*)x2.0 |
| Total radiant flux<br>光功率 | Φe           | IF=500/700mA           | L.S.L*)x0.7                    | -           |

U.S.L: Upper standard level 规格上限 L.S.L: Lower standard level 规格下限

Note: 备注

The Reliability tests are based on Refond existing test platform. 信赖性测试基于瑞丰现有的测试平台。  
The technical information shown in the data sheets are limited to the typical characteristics and circuit examples of the referenced products. It does not constitute the warranting of industrial property nor the granting of any license. 以上技术数据仅为产品的典型值，只作为参考。



**SMT Reflow Soldering Instructions SMT回流焊说明**


|   |             |             |
|---|-------------|-------------|
| 平均升温速度 (T <sub>Smax</sub> 至 T <sub>p</sub> )    | 最高 3 ° C/ 秒 | 最高 3 ° C/ 秒 |
| 预热: 最低温度 (T <sub>Smin</sub> )                   | 100 ° C     | 150 ° C     |
| 预热: 最高温度 (T <sub>Smax</sub> )                   | 150 ° C     | 200 ° C     |
| 预热: 时间 (t <sub>Smin</sub> 至 t <sub>Smax</sub> ) | 60 - 120 秒  | 60 - 180 秒  |
| 限时维持高温: 温度 (T <sub>L</sub> )                    | 183 ° C     | 217 ° C     |
| 限时维持高温: 时间 (t <sub>L</sub> )                    | 60 - 150 秒  | 60 - 150 秒  |
| 峰值 / 分类温度 (T <sub>p</sub> )                     | 215 ° C     | 260 ° C     |
| 与实际峰值温度 (t <sub>p</sub> ) 相差 5 ° C 以内的保持        | 10 - 30 秒   | 20 - 40 秒   |
| 降温速度  | 最高 6 ° C/ 秒 | 最高 6 ° C/ 秒 |
| 25 ° C 升至峰值温度所需时间                               | 最多 6 分钟     | 最多 8 分钟     |

- 1.Reflow soldering should not be done more than two times. In the case of more than 24 hours passed soldering after first, LEDs will be damaged. 回流焊次数不可以超过两次，两次回流焊的时间间隔如果超过24小时，LED可能由于吸湿而损坏。
- 2.When soldering , do not put stress on the LEDs during heating 当焊接时,不要在材料受热时用力压胶体表面。
- 3.It is commended that use the middle temperature solder past.推荐使用中温锡膏生产加工。
4. After soldering ,do not deal with the product before its temperature drop down to room temperature. 在焊接完成后,待产品温度下降到室温后,再进行其它处理。

**■ Soldering Iron 烙铁焊接**

- 1.When hand soldering, keep the temperature of iron below less 300°C less than 3 seconds  
当手工焊接时，烙铁的温度必须小于300°C，时间不可超过3秒。
- 2.The hand solder should be done only one time.手工焊接只可焊接一次。

**■ Repairing 修补**

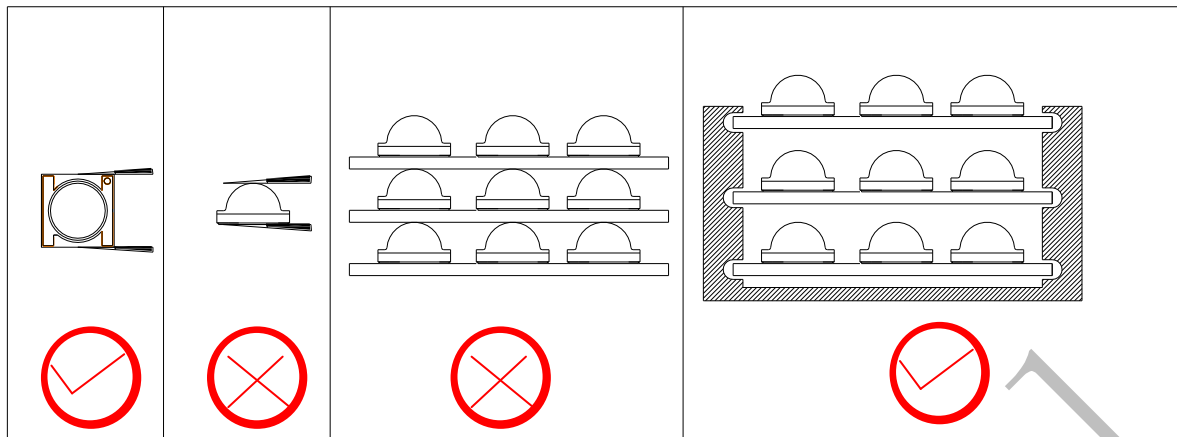
Repair should not be done after the LEDs have been soldered. When repairing is unavoidable,a double-head soldering iron should be used (as below figure). It should be confirmed in advance whether the characteristics of LEDs will or will not be damaged by repairing. LED回流焊后不应该修复，当必须修复时，必须使用双头烙铁，而且事先应确认此种方式会不会损坏LED本身的特性。

## ■ Cautions 注意事项

- 1.The encapsulated material of the LEDs is silicone. Therefore the LEDs have a soft surface on the top of package. The pressure to the top surface will be influence to the reliability of the LEDs. Precautions should be taken to avoid the strong pressure on the encapsulated part. So when use the picking up nozzle, the pressure on the silicone resin should be proper. LED封装胶为硅胶，表面较软，用力按压胶体表面会影响LED可靠性，因此应有预防措施避免在按压器件，当使用吸嘴时，胶体表面的压力应是恰当的。
2. Components should not be mounted on warped (non coplanar) portion of PCB. After soldering, do not warp the circuit board.LED灯珠不要焊接在弯曲的PCB板上，焊接之后，也不要弯折线路板。
3. Do not apply mechanical force or excess vibration during the cooling process to normal temperature after soldering. Do not rapidly cool device after soldering. 回流焊之后冷却过程中，不要对材料施加外力，也不要震动，回流焊后，不要采用激剧冷却的方式。

## Handling Precautions 使用注意事项

- 1.LED operating environment and sulfur element composition cannot be over 100PPM in the LED mating usage material. This is provided for informational purposes only and is not a warranty or endorsement.LED工作环境及与LED适配的材料中硫元素及化合物成份不可超过100PPM. 这只是一个建议，不作任何品质担保。
- 2.In order to prevent external material from getting into the inside of LED, which may cause the malfunction of LED, the single content of Bromine element is required to be less than 900PPM, the single content of Chlorine element is required to be less than 900PPM,the total content of Bromine element and Chlorine element in the external materials of the application products is required to be less than 1500PPM. This is provided for informational purposes only and is not a warranty or endorsement.为了防止外界物质进入LED内部以造成LED的损伤，所处环境及所用套件等等，单一的溴元素含量要求小于900PPM，单一氯元素含量要求小于900PPM，溴元素与氯元素总含量必须小于1500PPM. 这只是一个建议，不作任何品质担保。
- 3.VOCs (Volatile organic compounds) emitted from materials used in the construction of fixtures can penetrate silicone encapsulants of LEDs and discolor when exposed to heat and photonic energy. The result can be a significant loss of light output from the fixture. Knowledge of the properties of the materials selected to be used in the construction of fixtures can help prevent these issues. Refond advises against the use of any chemicals or materials that have been found or are suspected to have an adverse affect on device performance or reliability. To verify compatibility, Refond recommends that all chemicals and materials be tested in the specific application and environment for which they are intended to be used. Attaching LEDs, do not use adhesives that outgas organic vapor. 应用套件中的挥发性物质会渗透到LED内部，在通电产生光子及热的条件下，会导致LED变色，进而造成严重光衰，提前了解套件材料能够避免产生这些问题。瑞丰反对使用任何对LED器件的性能或者可靠性有害的物质或材料，不管这些材料是已经证实了的还是仅仅怀疑有害。针对特定的用途和使用环境，瑞丰建议对所有的物质和材料进行相容性的测试。在贴装LED时候，不要使用能产生有机挥发性气体的粘结剂。
- 4.Handle the component along the side surface by using forceps or appropriate tools; do not directly touch or Handle the silicone lens surface, it may damage the internal circuitry.通过使用适当的工具从材料侧面夹取，不可直接用手或尖锐金属压胶体表面，它可能会损坏内部电路。



5. In designing a circuit, the current through each LED must not exceed the absolute maximum rating specified for each LED. In the meanwhile, resistors for protection should be applied, otherwise slight voltage shift will cause big current change, burn out may happen. The driving circuit must be designed to allow forward voltage only when it is ON or OFF. If the reverse voltage is applied to LED, migration can be generated resulting in LED damage. 设计电路时，通过LED的电流不能超过规定的最大值，同时，还需使用保护电阻，否则，微小的电压变化将会引起较大电流变化，可能导致产品损毁。电路设计必须保证只有在开启或者关闭的时候出现正向电压的变化，不要施加反压，否则会损坏LED。

6. Thermal Design is paramount importance because heat generation may result in the Characteristics decline, such as brightness decreased, Color change and so on. Please consider the heat generation of the LEDs when making the system design. LED容易因为自身的发热和环境的温度改变而改变，温度升高会降低LED发光效率，影响发光颜色，所以在设计时应充分考虑散热问题。

7. Compared to standard encapsulants, silicone is generally softer, and the surface is more likely to attract dust, requiring special care during processing. In cases where a minimal level of dirt and dust particles cannot be guaranteed, a suitable cleaning solution must be applied to the surface after the soldering of components. Refond suggests using isopropyl alcohol for cleaning. In case other solvents are used, it must be assured that these solvents do not dissolve the package or resin. Ultrasonic cleaning is not recommended. Ultrasonic cleaning may cause damage to the LED. 与其他封装胶相比，硅胶通常较软，表面易吸附脏物，应用时应特别注意，当对产品洁净度要求较高时，回流焊以后需要采用恰当的清洗方式，我们推荐用异丙醇作清洗剂，如需要用到其他清洗剂，必须保证不会破坏封装体，超声清洗可能会对LED带来损害，不推荐这种清洗方式。

8. To avoid the moisture penetration, we recommend store in a dry box with a desiccant. The recommended storage temperature range is 5°C to 30°C and a maximum humidity of RH50%. If the color of the desiccant changes, components should be dried for 10-12hr at 60±5°C. 为了避免湿气进入，产品应该保存在干燥的地方，同时需要使用干燥剂，推荐的储存温度是5°C到30°C，最大湿度不能超过50%，如果湿度卡和干燥剂变色了，需要烘烤10-12小时，烘烤温度为60±5°C。

9. Similar to most Solid state devices; LEDs are sensitive to Electro-Static Discharge (ESD) and Electrical Over Stress (EOS). 像其他的半导体电子器件一样，LED对静电过流击穿非常敏感，需要做好防护。

10. When the UV led is lighting, users must not look straight at the UV leds, or, the UV light will damage your eyes permanently; When it lighting a long time, human or other animals must keep away from it, only if they put on the UV protective clothing (include your eyes). 紫外LED使用或者点亮时人眼不可直视发光器件，这将会对人的眼睛造成无法恢复的伤害；当紫外LED长期点亮时，人或者其他动物不可长期停留在相同空间，除非人和其他动物均有有效的紫外防护措施。

11. Other points for attention, please refer to our LED user manual. 其它注意事项请参照瑞丰LED使用手册。