

Supplier name:
Ningbo Sunpu Led Co.,Ltd.,

Acknowledgment number:

Product Acknowledgment

Customer Name:

Supply-side model:

Acknowledgment Effective Date:

Manufacturers		Client Confirm（Quality）		Client Confirm（R & D）	
Prepared		Qualified <input type="checkbox"/>		Qualified <input type="checkbox"/>	
		Unqualified <input type="checkbox"/>		Unqualified <input type="checkbox"/>	
Audit		Audit		Audit	
Approve		Approve		Approve	


（ After both sides confirmed the Acknowledgment qualified,must be signed and sealed ）

Supply-side Address: No 150.XinHui Road, Hi-Tech Park,Ningbo,china
Tel: 0574-87740939



Better LED Better life !

COB-G17 series



Features:

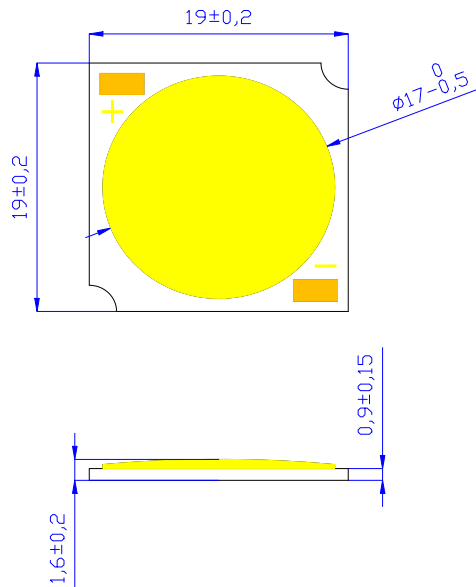
- ✧ High brightness、high reliability、long life
- ✧ Light angle: 120°
- ✧ Typical color temperature:
6500K/5000K/4000K/3500K/3000K/2700K
- ✧ Ra : 80+
- ✧ In line with the EU ROHS standard

Product introduction

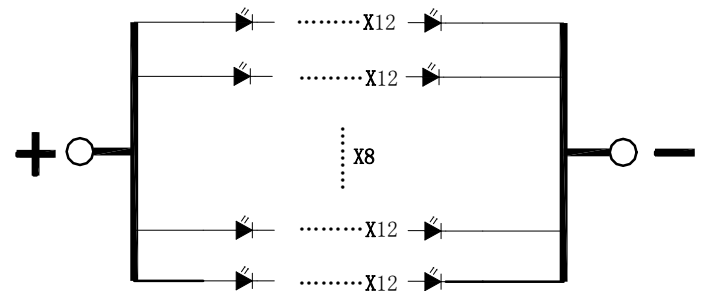
The series of products ,which use mirror aluminum for substrate.The products have high brightness, long life, a variety of power, easy installation, general size, which are especially suitable for indoor and outdoor lighting products, etc.

Contents

Outline dimensions	3
Circuit structure.....	3
Limit parameter	4
Photoelectric parameters	5
Typical curve	6
Chromaticity Coordinates Ranks	7
Reliability test and results.....	9
Using and attention	10
Model naming rules.....	14

Part No.: G17-XXXH0812-4829MX
Outline dimensions

NOTES:

- ✧ All dimensions are millimeter.
- ✧ Tolerance is $\pm 0.3\text{mm}$ unless otherwise noted.
- ✧ It is strongly recommended that the temperature of T_s (Welding plate) is not higher than 90°C .

Circuit structure

Limit parameter ($T_a = 25^\circ\text{C}$)

Parameter	Symbol	Test Condition	Value		Unit
			Min.	Max.	
DC Forward Current	I_F	----	----	1600	mA
Peak Pulse Current	I_{peak}	Duty=1/10 1kHz	----	2000	mA
Power Dissipation	P_d	----	----	47.5	W
LED Junction Temperature	T_J	----	----	125	$^\circ\text{C}$
Operating Temperature	T_{opr}	----	-40	+90	$^\circ\text{C}$
Storage Temperature	T_{str}	----	-40	+100	$^\circ\text{C}$
ESD Sensitivity	----	HBM	2000	----	V
Soldering Temperature	----	----	350 $^\circ\text{C}$ for 5 Seconds max		

Part No.: G17-XXXH0812-4829MX
Photoelectric parameters (Ta = 25℃)

ITEMS		Parameter	Symbol	Test Condition	Min	Typ	Max	Unit
2700-6500K ANSI/IEC		Forward Voltage	V _F	I _F = 1200mA	--	36	--	V
		Color Rendering	R _a		80	--	--	
		Thermal Resistance	R _J		--	0.5	--	℃/W
ANSI	2700K	Color Temperature	CCT	I _F = 1200mA	2650	2725	2800	K
		Luminous Flux	Φ _v		--	4600	--	lm
	3000K	Color Temperature	CCT		2970	3045	3120	K
		Luminous Flux	Φ _v		--	4900	--	lm
	3500K	Color Temperature	CCT		3350	3465	3580	K
		Luminous Flux	Φ _v		--	5100	--	lm
	4000K	Color Temperature	CCT		3850	3985	4125	K
		Luminous Flux	Φ _v		--	5300	--	lm
	5000K	Color Temperature	CCT		4850	5030	5210	K
		Luminous Flux	Φ _v		--	5300	--	lm
	6500K	Color Temperature	CCT		6190	6530	6910	K
		Luminous Flux	Φ _v		--	5300	--	lm
IEC	2700K	Color Temperature	CCT	I _F = 1200mA	2650	2725	2800	K
		Luminous Flux	Φ _v		--	4600	--	lm
	3000K	Color Temperature	CCT		2850	2940	3030	K
		Luminous Flux	Φ _v		--	4900	--	lm
	3500K	Color Temperature	CCT		3340	3450	3560	K
		Luminous Flux	Φ _v		--	5100	--	lm
	4000K	Color Temperature	CCT		3850	3985	4125	K
		Luminous Flux	Φ _v		--	5300	--	lm
	5000K	Color Temperature	CCT		4820	5000	5180	K
		Luminous Flux	Φ _v		--	5300	--	lm
	6500K	Color Temperature	CCT		6190	6530	6910	K
		Luminous Flux	Φ _v		--	5300	--	lm
SUNPU	6000K	Color Temperature	CCT	I _F = 1200mA	5720	6000	6350	K
		Luminous Flux	Φ _v		--	5300	--	lm

Part No.: G17-XXXH0812-4829MX

Typical curves:

Fig.1 Forward Current(mA) Vs Forward Voltage(V)

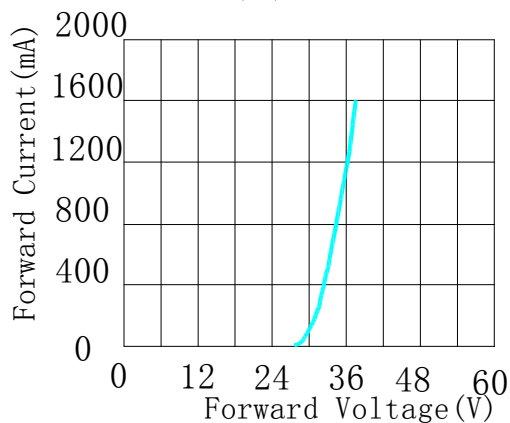


Fig.2 Relative Intensity Vs Forward Current (mA)

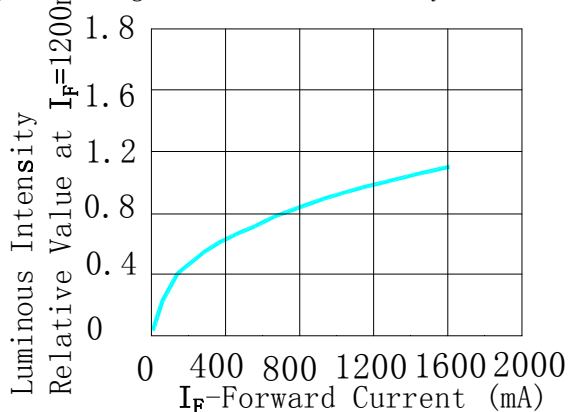


Fig.3 Forward Current Vs Ambient Temperature

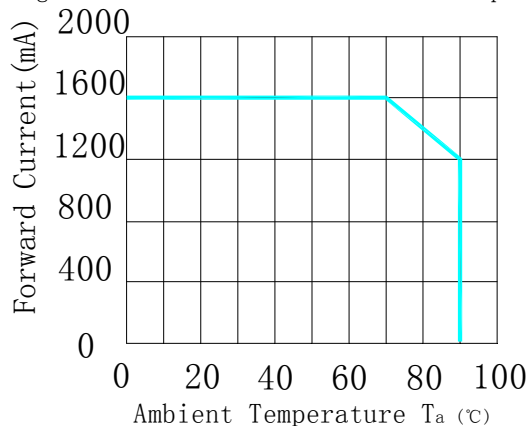
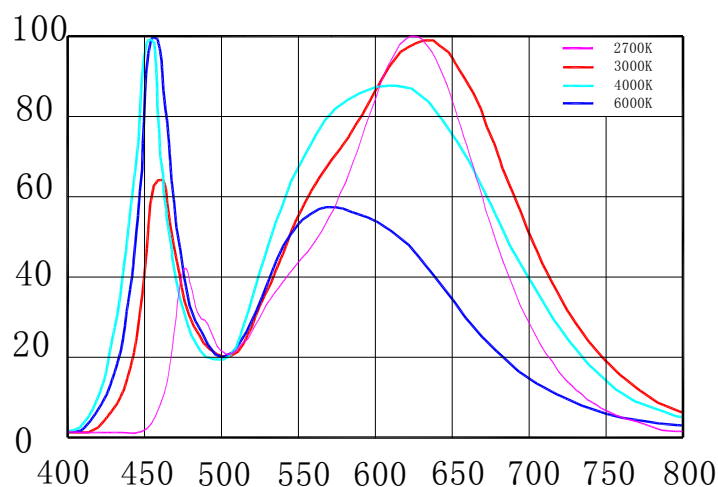
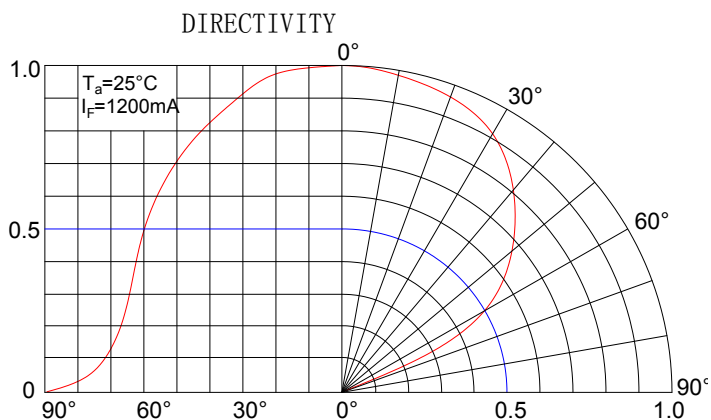
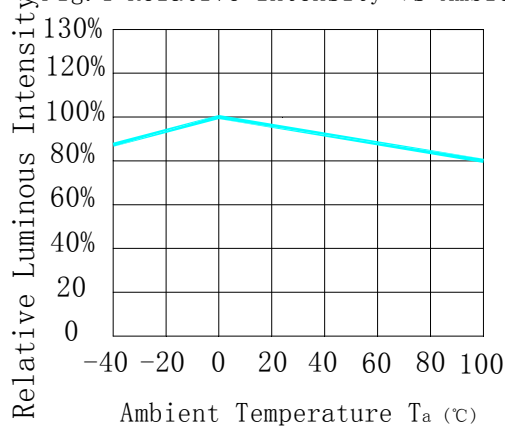
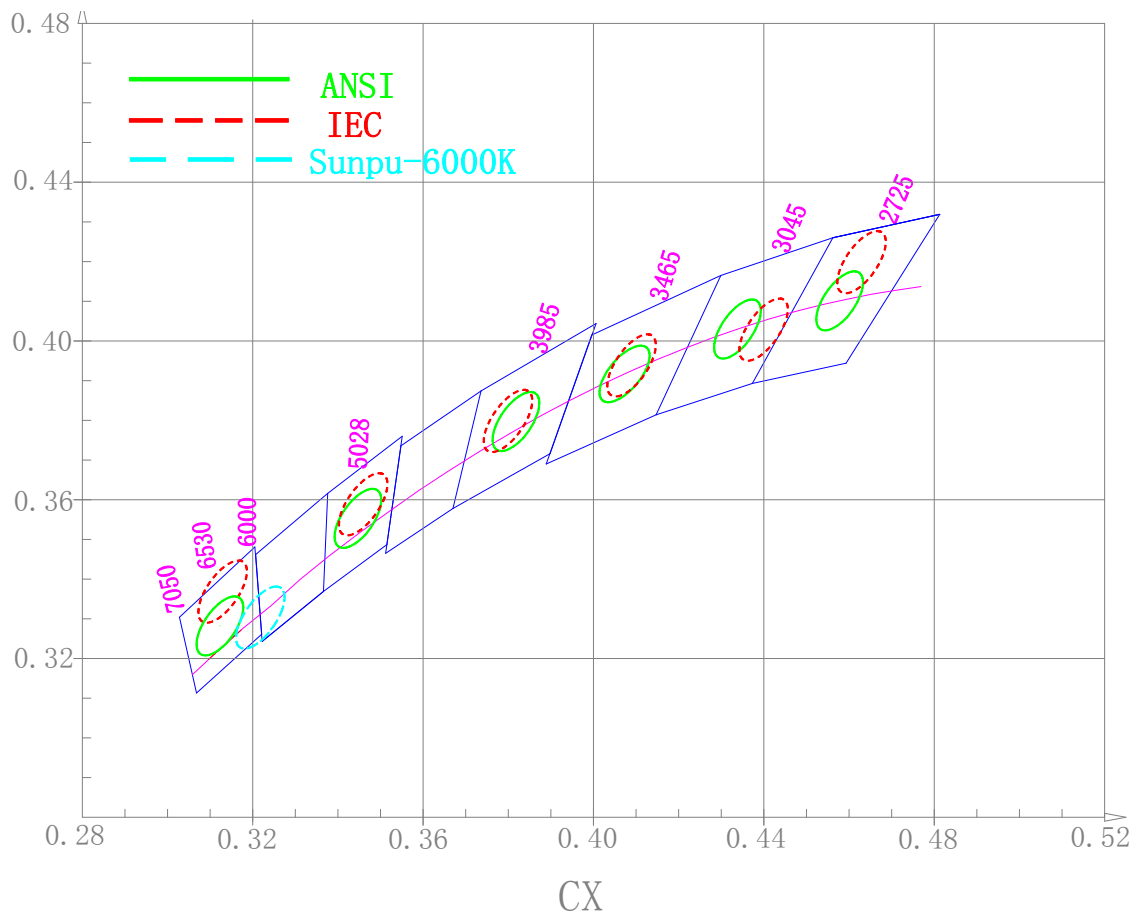


Fig.4 Relative Intensity Vs Ambient Temperature



Part No.: G17-XXXH0812-4829MX

Chromaticity Coordinates Ranks($I_F=1200\text{mA}$ $T_a=25^\circ\text{C}$)



Part No.: G17-XXXH0812-4829MX

Stands	Colour temperature	Center of Coordinates		Long axis	Minor axis	Gradient	Explain
ANSI	TC	X	Y	a	b	θ	SDCM
	6500K	0.3123	0.3282	0.00892	0.0038	58.23	4-step MacAdam
	5000K	0.3447	0.3553	0.00822	0.00354	59.62	3-step MacAdam
	4000K	0.3818	0.3797	0.00939	0.00402	53.72	
	3500K	0.4073	0.3917	0.00951	0.00417	52.58	
	3000K	0.4338	0.403	0.00714	0.00408	53.22	
IEC	2700K	0.4578	0.4101	0.00774	0.00411	53.7	3-step MacAdam
	6500K	0.3130	0.3370	0.00892	0.0038	58.23	
	5000K	0.3460	0.3590	0.00822	0.00354	59.62	
	4000K	0.3800	0.3800	0.00939	0.00402	53.72	
	3500K	0.4090	0.3940	0.00951	0.00417	52.58	
	3000K	0.4400	0.4030	0.00714	0.00408	53.22	
Sunup-6000K	2700K	0.4630	0.4200	0.00774	0.00411	53.7	4-step MacAdam
	6000K	0.3217	0.3303	0.00892	0.0038	58.23	

Code	Colour temperature
W27	2700K
W30	3000K
W35	3500K
W40	4000K
W50	5000K
W60	6000K
W65	6500K

Notes:

- ✧ Tolerance of measurements of the Forward Voltage is $\pm 2\%V$
- ✧ Tolerance of measurements of the Luminous Flux is $\pm 15\%$
- ✧ Tolerance of measurements of the Color Rendering R_a is ± 2
- ✧ Chromaticity Coordinates (x,y) is measured with an accuracy of ± 0.01
- ✧ Ranking at $T_c=25^\circ\text{C}$

Part No.: G17-XXXH0812-4829MX
Reliability Tests and Results

Test	Reference Standard	Test Conditions	Test Duration	Units Failed/T ested
Temperature Cycle	JEITA ED-4701 100 105 or MIL-STD-202 G	-40℃(30min)↗25℃(5min)↗ 100℃(30min)↗25℃(5min)or -40℃(30min)↗100℃(30min)	100cycles	0/10
High Temperature Storage	JEITA ED-4701 200 201	T _A =90℃	1000hours	0/10
High Temperature Humidity Storage	JEITA ED-4701 100 103	T _A =85℃ RH=90%	1000hours	0/10
Low Temperature Storage	JEITA ED-4701 200 202	T _A =-40℃	1000hours	0/10
High Temperature Operating Life	JESD22-A108D	TC=85℃ I _F =1200mA	1000hours	0/10
Electrostatic Discharges	JEITA ED-4701 300 304	HBM 2KV 3K Ω 100Pf 3pulses negative		0/10
Temperature Cycle *1	Sunpu-opto	-40℃(30min)↗(90s)↗110℃ (30min)↗(90s)↗-40℃	300cycles	0/10
Temperature Humidity Storage*2	Sunpu-opto	T _A =85℃ RH=85% I _F =1200mA	1000hours	0/10

NOTES:

* Measurements are performed after allowing the LEDs to return to room temperature

Failure Criteria

Items	Conditions	Failure Criteria
Forward Voltage (VF)	I _F =1200mA	>Initial value x 1.1
Luminous Flux (ΦV)	I _F =1200mA	<Initial value x 0.7

Part No.: G17-XXXH0812-4829MX**Label instructions**

	升谱光电 SUNPU OPTO
Lot No:	81307075001
P/N:	SPC-NWW3.6-400C1
Rank:	ANSI- B2/W30III/Ra80
Q' ty:	0.03kpcs QC: _____
Date:	2013-08-05

Explain: 0) Lot No: Product batch number

1) P/N: Product model

2) Rank: "Color standard" - "Brightness code"
/ "Color coordinate code" / "Ra"

3) Q,ty: Product quantity


4) QC: Qc inspection

5) Date: The date of production

Using and attention**1、 Soldering**

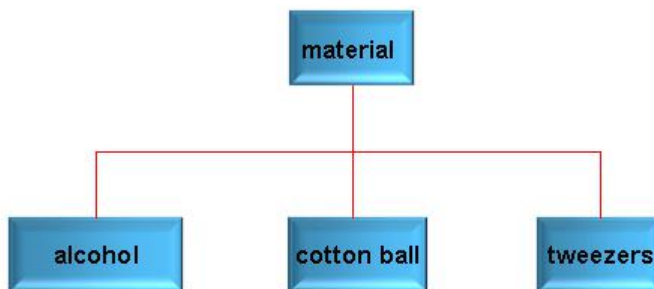
COB light source device is a very fragile encapsulation device. Careless in the process of soldering operation will cause the damage of the products easily and even lead to death lamp. client should be cautious. In the process of soldering iron or other welding equipment to heat up, please don't use hand or other items to put any pressure on the surface of a product, please avoid iron touch within white rubber dam. because under the white dam it is likely to be the gold thread connection with substrate. If it is extruded by any external things, it is likely cause that connections between gold wire and substrate loose or fall off leading to product stroboscopic at work or death lamp. soldering temperature shall not be higher than 350 °C and the time shall not be more than 3 seconds and the number less than 2 times. When the soldering operation is completed, it is necessary that the product is cooled to room temperature, then washed again, and other operations.

Part No.: G17-XXXH0812-4829MX



2、 Cleaning

After soldering it is recommended that client should use alcohol to clean, The specific method is that Using tweezers clamping alcohol cotton ball in the source surface lightly wipe back and forth to clean, Prohibit the forceps tip injury to the source surface .Before using other similar solvent cleaning, please make sure that to use the solvent will not damage the product packaging materials such as silica gel and phosphor etc



3、 Storage

This product use sealed moisture-proof anti-static bag packaging, storage method is as follows:

- ✧ Opened before, the product must be stored in room temperature and humidity environment is not higher than 70% RH.
- ✧ Once opened, the product can be stored in room temperature and humidity is not higher than 70% RH of the environment in a week, please use in the period of time.

Part No.: G17-XXXH0812-4829MX

If not timely installation after opening, Should be stored in dry cabinet temperature and humidity not higher than 10%RH .

4、 Static electricity

Static and surge can cause product characteristics change, such as forward voltage to reduce, if severe cases may even damage the product. So When in use effective anti-static measures must be taken. All related equipment and machines should be properly grounded, at the same time must take other measures to prevent static and surge. Use anti-static bracelet, anti-static MATS, anti-static overalls, work shoes, gloves, anti-static container, are effective measures to prevent static and surge.

**5、 Driving and cooling scheme**

In the design of driving, by the current cannot exceed a maximum value specified products. Over voltage, over current pulses generated at the moment of the power switch or reverse voltage pulse may cause product damage and even death light. Therefore it is recommended that choose drive power selection of high stability. Because the heat this for product is concentrated, It should be the choice of high thermal conductivity thermal grease or conductive adhesive and Evenly coated on the light back. There can be no gap between substrate and radiator.

**6、 Halogen**

Halogen will damage the product, affecting device performance. Reference standards such as IEC, IPC and JPCA - ES, customers to use material, each kind of halogen content shall not be higher than 900 PPM, halogen sum shall not be higher than 1500 PPM.

✧ Halogen include: F, Cl, Br, I


Part No.: G17-XXXH0812-4829MX

✧ Common containing halogen material: white oil, pouring sealant, sealant, line insulation casing, etc.

7、 External force

Packaging adhesive products (including the white dam colloid) is fragile , when in use should pay attention to the following points:

- ✧ Do not use hard, sharp objects scratch, wipe the packaging adhesive part.
- ✧ Do not hand take products, avoid pollution package silica surface, and influence its optical properties.
- ✧ It should be noted that when using tweezers clip excessive pressure may damage , packaging silica gel , for example, damage, scratches, peeling, serious deformation and die lamp.
- ✧ Products dropped, the product may lead to deformation.



Part No.: G17-XXXH0812-4829MX

Model naming rules

<u>G16</u>	<u>-27</u>	<u>3</u>	<u>H</u>	<u>01</u>	<u>12</u>	<u>-06</u>	<u>04</u>	<u>M</u>	<u>A</u>
X1	X2	X3	X4	X5	X6	X7	X8	X9	X10

一、X1: Substrate type

二、X2: Color temperature

三、X3: Tolerance range of Color tolerance or color temperature

四、X4: Ra

L : 70 +

H : 80 +

U : 90 +

X : 93 +

Y : 95 +

五、X5: The number of parallel

六、X6: The number of series

七、X7:

八、X8:

九、X9:

X7 X8 X9 : Internal encoding

十、X10: A:ANSI B:IEC C:Sunpu-6000K